

BUS FREQUENCY GUIDE

| Service | Route Description | Operator | Monday to Fridays | Saturdays | Sundays |
|-----------------|---|----------|--|--|---|
| 1 | Lincoln - Grantham (InterConnect Service) | SEM | 30 minutes | 30 minutes | 5 Journeys |
| 1 | Mansfield - Alfreton | SEM | 30 minutes | 30 minutes | Hourly |
| 1 | Nottingham - Loughborough | NCT | 30 minutes | 30 minutes | Hourly |
| 1 | Uttoxeter - Burton on Trent | AM | 30 minutes | 30 minutes | 2 Hourly |
| 2 | Leicester - Loughborough | KB/CB | 30 minutes | 30 minutes | 2 Hourly |
| 3 | Lincoln - Grimsby (extended to Cleethorpes on Sundays) (InterConnect Service) | SEM | Hourly | Hourly | 3 Journeys to Cleethorpes |
| 5/113 | Lincoln - Boston (InterConnect Service)/Boston - Spalding | BRY | Hourly (30 mins Boston to Spalding) | Hourly (30 mins Boston to Spalding) | No service |
| 5/5A | Leicester - Melton Mowbray | AM | 20 minutes | 20 minutes | Hourly |
| 6 | Lincoln - Skegness (InterConnect Service) | SEM | Hourly | Hourly | 5 Journeys |
| 6.1 | Derby - Matlock - Bakewell | TB/SY | Hourly | Hourly | 2 Hourly Matlock to Belper |
| 7 | Skegness - Boston (InterConnect Service) | SEM/BRY | 30 minutes | 30 minutes | 4 Journeys |
| 8 | Grantham - Melton Mowbray - Loughborough | VEO | Hourly | Hourly | No service |
| 9 | East Midlands Airport - Ashby - Burton-on-Trent (Airlink Ashby - Burton) | MDC | Hourly | Hourly | No service |
| 9 | Oakham - Stamford - Peterborough | KIM | Hourly | Hourly | No service |
| 9 | Skegness - Mablethorpe - Louth (InterConnect Service) (showing changes from 25th May 09 - please check with operator before travelling) | SEM | Hourly | Hourly | 4 Journeys to Mablethorpe |
| 9.1/9.2/9.3/9.2 | Mansfield - Alfreton - Derby | TB/SEM | 3 buses per hour | 3 buses per hour | Hourly |
| 10 | Lincoln - Louth (showing changes from 25th May 09 - please check with operator before travelling) | SEM | 5 to 6 Journeys | 5 to 6 Journeys | No service |
| 17 | Chesterfield - Matlock | SY | Hourly | Hourly | Hourly |
| 18 | Market Harborough - Kettering | SUC | Hourly | Hourly | No service |
| 19 | Nottingham - Melton Mowbray - Oakham | VEO | Hourly | Hourly | No service |
| 19 | Worksop - Rotherham | SEM | 30 minutes | 30 minutes | Hourly |
| 22 | Worksop - Doncaster | SEM | 30 minutes | 30 minutes | Hourly |
| 28A/28B | Leicester - Coalville | AM | 30 minutes | 30 minutes | No service |
| 29 | Mansfield - Newark | SEM | Hourly | Hourly | 2 Hourly |
| 31 | Lincoln - Sleaford | SEM | 7 journeys | 7 journeys | No service |
| 37 | Retford - Newark | VEO | Hourly | Hourly | No service |
| 37 | Spalding - Peterborough | SIP | Hourly | 2 Hourly | 4 journeys |
| 39 | Kettering - Northampton | SUC | Hourly | Hourly | No service |
| 42 | Retford - Worksop | SEM | Hourly | Hourly | No service |
| 42/442 | Buxton - Ashbourne | BOW | Hourly | Hourly | 5 journeys |
| 46/87 | Lincoln - Newark | SEM/KIB | 10 journeys | 10 journeys | No service |
| 48 | Leicester - Hinckley - Nuneaton - Coventry | SMR | 20 minutes | 20 minutes | Hourly Hinckley to Coventry only |
| 51 | Grimsby - Louth (InterConnect Service) | SEM | 30 minutes | 30 minutes | 4 to 5 Journeys |
| 53 | Mansfield - Sheffield | SEM | Hourly | Hourly | 2 Hourly |
| 58 | Buxton - Macclesfield | BOW | Hourly | 4 to 5 Journeys | Hourly |
| 58 | Market Harborough - Lutterworth - Hinckley | CB | Hourly | Hourly | No service |
| 61 | Derby - Melbourne - Swadincote | AM | Hourly | Hourly | Hourly |
| 61 | Buxton - New Mills - Glossop | BOW | Hourly | Hourly | No service |
| 77 | Worksop - Chesterfield | SEM | 30 minutes | 30 minutes | Hourly |
| 84 | Leicester - Broughton Astley - Lutterworth | AM | 30 minutes | 30 minutes | Hourly Leicester to Broughton Astley |
| 88 | Northampton - Towcester - Brackley | SUC | 2 Hourly (Hourly to Towcester) | 2 Hourly (Hourly to Towcester) | No service |
| 89 | Northampton - Milton Keynes | SUC | Hourly | Hourly | No service |
| 90 | Nottingham - Newark | ML | Hourly | Hourly | 2 Hourly |
| 96/97 | Retford - Gainsborough | SEM | Hourly | Hourly | No service |
| 99 | Nottingham - Loughborough - Coalville | AM | Hourly | Hourly | No service |
| 99 | Retford - Doncaster | SEM | Hourly | Hourly | No service |
| 100 | Lincoln - Gainsborough - Scunthorpe (InterConnect Service) | SEM | Hourly | Hourly | No service |
| 101/102 | Peterborough - Bourne | DEL | 30 minutes | 30 minutes | 4 Journeys |
| 127 | Leicester - Loughborough | AM | 10 minutes | 10 minutes | 30 minutes (Hourly to Coalville) |
| 140 | Leicester - Lutterworth - Rugby | CB | Hourly | Hourly | No service |
| 152 | Leicester - Coalville | AM | Hourly | Hourly | No service |
| 155 | Coalville - East Midlands Airport → (Airlink Coalville 155) | AM | Hourly | Hourly | Hourly |
| 158 | Leicester - Hinckley - Nuneaton | AM | 30 minutes | 30 minutes | Hourly to Hinckley only |
| 159 | Hinckley - Coalville | RTS | Hourly | Hourly | No service |
| 350 | Scunthorpe - Hull (Humber FastCat) | SEM/EY | 30 minutes | 30 minutes | 6 Journeys |
| 500 | Banbury - Brackley | SMR | 30 minutes | 30 minutes | Hourly |
| 505 | Spalding - King's Lynn | NG | 30 minutes | 30 minutes | Hourly |
| 707 | Doncaster - Robin Hood Airport → | WBH | Hourly | Hourly | Hourly |
| 717 | Nuneaton - Coleshill Parkway - Birmingham International Airport → | SMR | Hourly | Hourly | No service |
| 727 | Chesterfield - Sheffield | SY | 30 minutes | 30 minutes | 30 minutes |
| 757 | Leeds - Leeds/Bradford Airport → | FL | 30 minutes | 30 minutes | Hourly |
| 757 | Sutton Coldfield - Coleshill Parkway - Birmingham International Airport → | JH | Hourly | Hourly | No service |
| 767 | Tamworth - Coleshill Parkway - Birmingham International Airport → | AM | Hourly | Hourly | No service |
| 777 | Atherstone - Coleshill Parkway - Birmingham International Airport → | SMR | Hourly | Hourly | No service |
| BC | Mansfield - Derby (Black Cat) | TB | Hourly | Hourly | No service |
| D1/D2 | Northampton - Daventry | SUC | 30 minutes | 30 minutes | No service |
| GA1/GA2 | Banbury - Woodford Halse/Woodford Halse - Daventry - Rugby (The Great Central Connection) | GA | Hourly | Hourly | No service |
| HF | Hull - Humberside Airport → - Grimsby - Cleethorpes (Humber Flyer) | SEM | Hourly | Hourly | No service |
| LASB | Luton Airport Parkway Station - Luton Airport → | FCC | 10 minutes | 10 minutes | 10 minutes |
| M50 | Kettering - Bedford | SUC | Hourly | Hourly | 3 Journeys |
| ONE | Derby - Ashbourne | TB | Hourly | Hourly | No service |
| P1 | Northampton - Bedford | SUC | Hourly | Hourly | 3 Journeys |
| PRO | Nottingham - Mansfield - Chesterfield (PRONTO) | SEM/TB | Nottingham to Mansfield every 15 mins Mansfield to Chesterfield every 30 mins Nottingham to Chesterfield every 30 mins | Nottingham to Mansfield every 15 mins Mansfield to Chesterfield every 30 mins Nottingham to Chesterfield every 30 mins | Hourly |
| R1 | Nottingham - Alfreton (Rainbow 1) | TB/VEO | 30 minutes | 30 minutes | Hourly Eastwood to Alfreton |
| RA | Nottingham - Derby - Chesterfield (Red Arrow) | TB | 15 minutes to Derby Hourly to Chesterfield | 15 minutes to Derby Hourly to Chesterfield | 30 minutes to Derby 2 Hourly to Chesterfield |
| RF1 | Oakham - Corby (Rutland Flyer) | VEO | Hourly | Hourly | No service |
| RL | East Midlands Parkway Station - East Midlands Airport (Railink) | PT | 30 minutes | 30 minutes | 30 minutes |
| SA | Worksop - New Ollerton / New Ollerton - Nottingham (Sherwood Arrow) | SEM | 1 to 2 Hourly | 1 to 2 Hourly | 4 Hourly |
| SkyDL | Derby - East Midlands Airport → - Loughborough - Leicester (Skylink Derby Leicester) | KB | 30 minutes (Hourly to Leicester) | 30 minutes (Hourly to Leicester) | 30 minutes (Hourly to Leicester) |
| SkyN | Nottingham - East Midlands Airport → (Skylink Nottingham) | NCT | 30 minutes | 30 minutes | 30 minutes |
| TP | Nottingham - Derby - Matlock - Bakewell - Buxton - Manchester (Transpeak) | TB | Hourly to Buxton 2-3 Hourly to Manchester | Hourly to Buxton 2-3 Hourly to Manchester | Hourly to Buxton 2-3 Hourly to Manchester |
| X1 | Leicester - Coalville | AM | Hourly | Hourly | No service |
| X1 | Kettering - Corby (Rail Link) | SUC | 30 minutes | 30 minutes | 30 minutes |
| X2 | Leicester - Coalville - Swadincote - Burton on Trent | AM | Hourly | Hourly | No service |
| X3 | Leicester - Market Harborough | AM | 30 minutes | 30 minutes | No service |
| X4 | Peterborough - Corby - Kettering - Northampton - Milton Keynes | SUC | Hourly | Hourly | 2 Hourly |
| X6 | Coventry - Leicester | TC | 90 minutes | 90 minutes | No service |
| X7 | Leicester - Market Harborough - Northampton | SUC | Hourly | Hourly | 2 Hourly |
| X29 | Retford - Robin Hood Airport → (Lynx) | SEM | Hourly | Hourly | 2 Hourly |
| X30 | Worksop - Robin Hood Airport → (Lynx) | SEM | Hourly | Hourly | 2 Hourly |
| X38 | Derby - Burton on Trent | TB/AM | 15 minutes | 15 minutes | 30 minutes |

RAIL OPERATORS

Chiltern Railways
08456 005 165 www.chilternrailways.co.uk
Birmingham - London via Banbury
(limited service to Kidderminster and Stratford-upon-Avon)

CrossCountry
0870 010 0084 www.crosscountrytrains.co.uk
Birmingham - Stansted Airport via Leicester, Melton Mowbray, Oakham and Stamford, Scotland, Manchester and the North East of England to the South West of England and the South Coast via Derby and Chesterfield
Nottingham - Cardiff via Birmingham

East Midlands Trains
08457 125678 www.eastmidlandtrains.co.uk
London services:
Sheffield - London via Derby, Leicester and Kettering
Leeds - London via Sheffield (limited service)
Nottingham - London via Leicester and Kettering
Lincoln - London (limited service)
Corby - London (Service commenced February 2009. Full service from Spring 2009 with limited service to/from Melton Mowbray)
Local/regional services:
Liverpool - Norwich
Nottingham - Skegness
Nottingham - Worksop
Nottingham - Derby - Matlock
Derby - Crewe
Doncaster - Peterborough via Lincoln
Leicester - Lincoln
Newark - Grimsby

First Capital Connect (FCC)
0845 026 4700 www.firstcapitalconnect.co.uk
Peterborough - London via Huntingdon and St.Neots
Bedford - London - Gatwick Airport - Brighton

First Great Western
08457 000 125 www.firstgreatwestern.co.uk
Banbury - London Paddington

First Transpennine Express
0845 600 1671 www.tpexpress.co.uk
Manchester Airport - Cleethorpes via Sheffield and Doncaster

Hull Trains
08450 170 222 www.hulltrains.co.uk
Hull - London via Doncaster, Retford and Grantham

London Midland
0845 602 4277 www.londonmidland.com
Birmingham - London via Northampton
Crewe - London via Northampton
Coventry - Nuneaton

National Express East Coast
08457 225 225 www.nationalexpresseastcoast.com
Leeds, Hull, the North East and Scotland - London via Retford, Newark, Grantham and Peterborough
Cleethorpes - London (proposed limited service)
Lincoln - London (proposed service)

Northern Rail
0845 000 0125 www.northernrail.org
Lincoln - Sheffield via Retford and Worksop
Sheffield - Manchester via New Mills
Manchester - Glossop
Buxton - Manchester
Leeds - Nottingham via Sheffield
Sheffield - Cleethorpes via Gainsborough (Sats only)

Virgin Trains
08457 222 333 www.virgintrains.co.uk
Scotland, North Wales and the North West of England - London via Rugby and Milton Keynes
Wolverhampton - London via Birmingham and Rugby

BUS OPERATORS

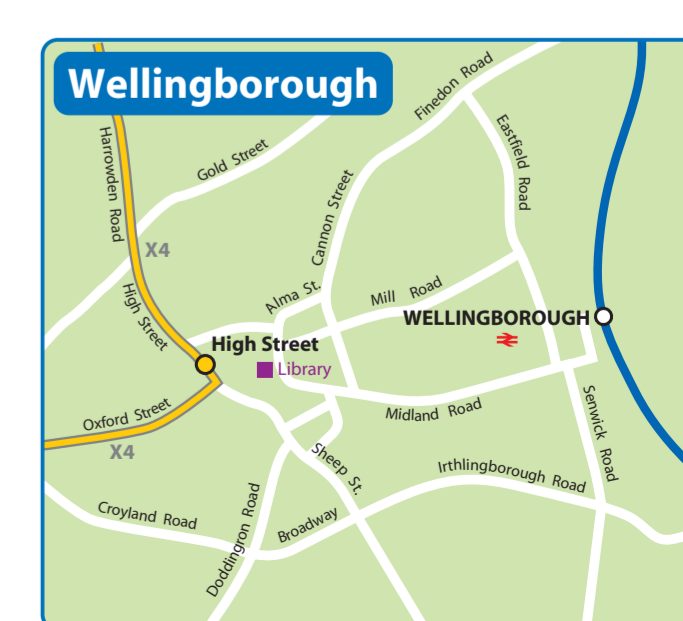
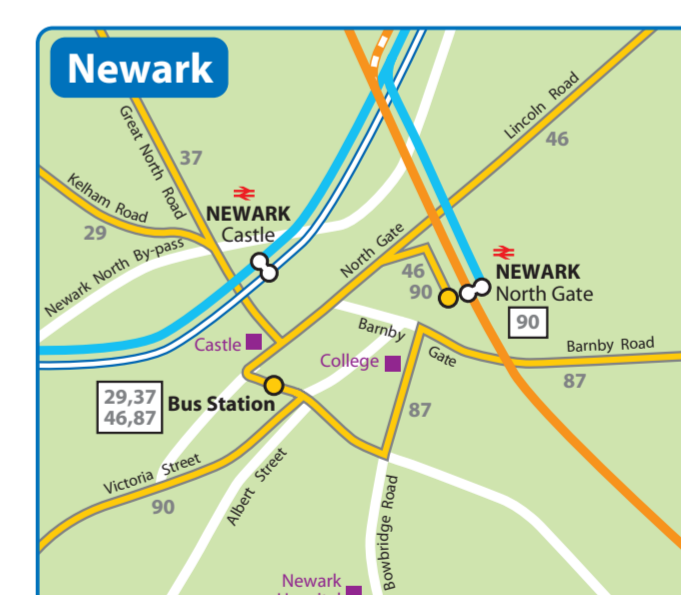
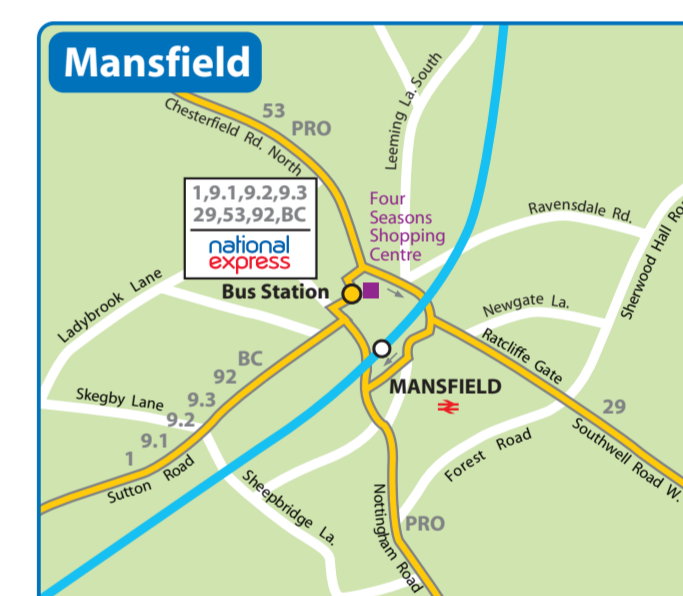
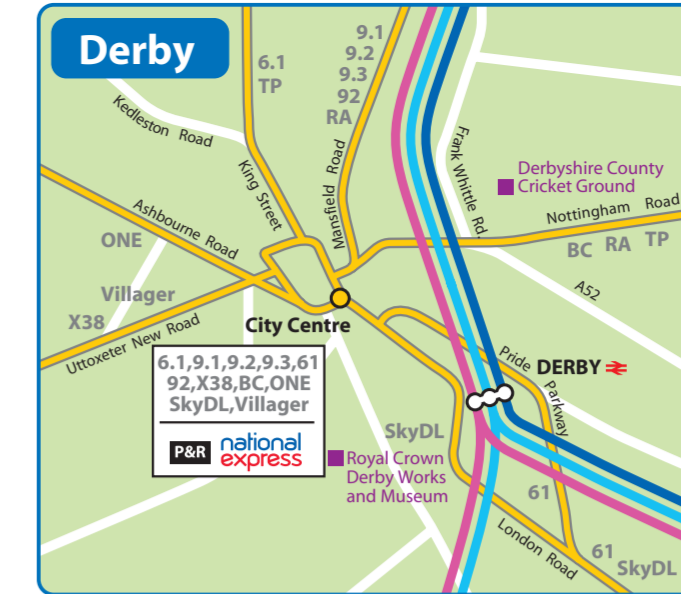
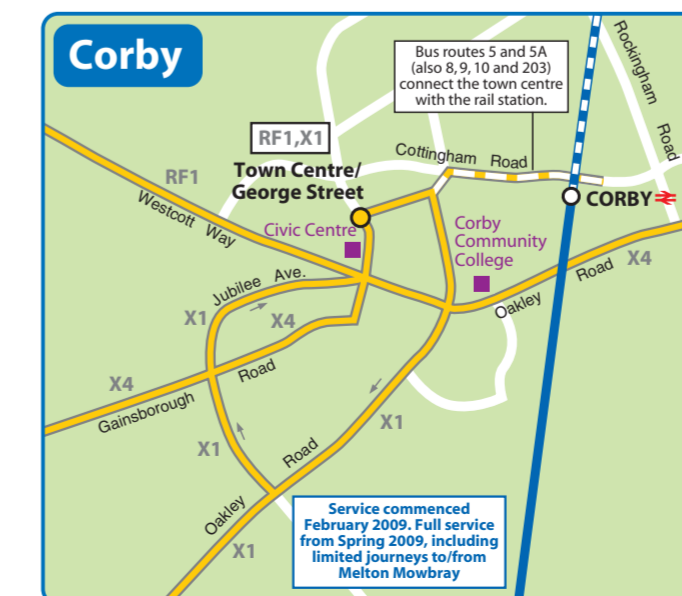
| Code | Operators | Telephone | Website |
|------|---------------------------|------------------|--|
| AM | Arriva Midlands | 0844 800 44 11 3 | www.arrivabus.co.uk |
| BOW | Bowers Coaches | (01298) 812204 | www.bowerscoaches.co.uk |
| BRY | Brylaine Travel | (01205) 364087 | - |
| CB | Centrebuses | (0116) 246030 | www.centrebuses.co.uk |
| DEL | Delaine Buses | (01778) 422866 | www.delainebuses.com |
| EY | East Yorkshire | (01482) 327142 | www.eyms.co.uk |
| FL | First Leeds | (0113) 381 5550 | www.firstgroup.com |
| GA | Geoff Amos Coaches | (01327) 260522 | www.geoffamos.co.uk |
| JH | Johnsons of Henley | (01554) 797070 | www.johnsonsofcoaches.co.uk |
| KB | Kinch Bus | (01509) 815637 | www.kinchbus.co.uk |
| KIM | Kimes Buses | (01529) 497251 | www.kimesbuses.co.uk |
| KJB | KJB | (01522) 696222 | - |
| ML | Marshalls of Sutton | (01636) 821138 | www.marshallsofcoaches.co.uk |
| MDC | Midland Classic | (01283) 213869 | www.midlandclassic.com |
| NCT | Nottingham City Transport | (0115) 9506070 | www.nctb.co.uk |
| NG | Norfolk Green | (01553) 776980 | www.norfolkgreen.co.uk |
| PT | Premiere Travel | (0115) 9851111 | www.premiere-travel.co.uk |
| RTS | Roberts Tours | (01530) 817444 | www.robertstours.co.uk |
| SEM | Stagecoach East Midlands | 0845 605 0605 | www.stagecoachbus.com |
| SMR | Stagecoach Warwickshire | (01788) 535 555 | www.stagecoachbus.com |
| SIP | Stagecoach Peterborough | (01223) 423578 | www.stagecoachbus.com |
| SUC | Stagecoach East | (01604) 676 060 | www.stagecoachbus.com |
| SY | Stagecoach Yorkshire | (01226) 202 555 | www.stagecoachbus.com |
| TB | Trent Barton | (01773) 712265 | www.trentbarton.co.uk |
| VEO | Veolia Travel | 08700 121212 | www.veolia-transport.co.uk |
| WBH | Wilfreda Beehive | (01302) 330 330 | www.wilfreda.co.uk |

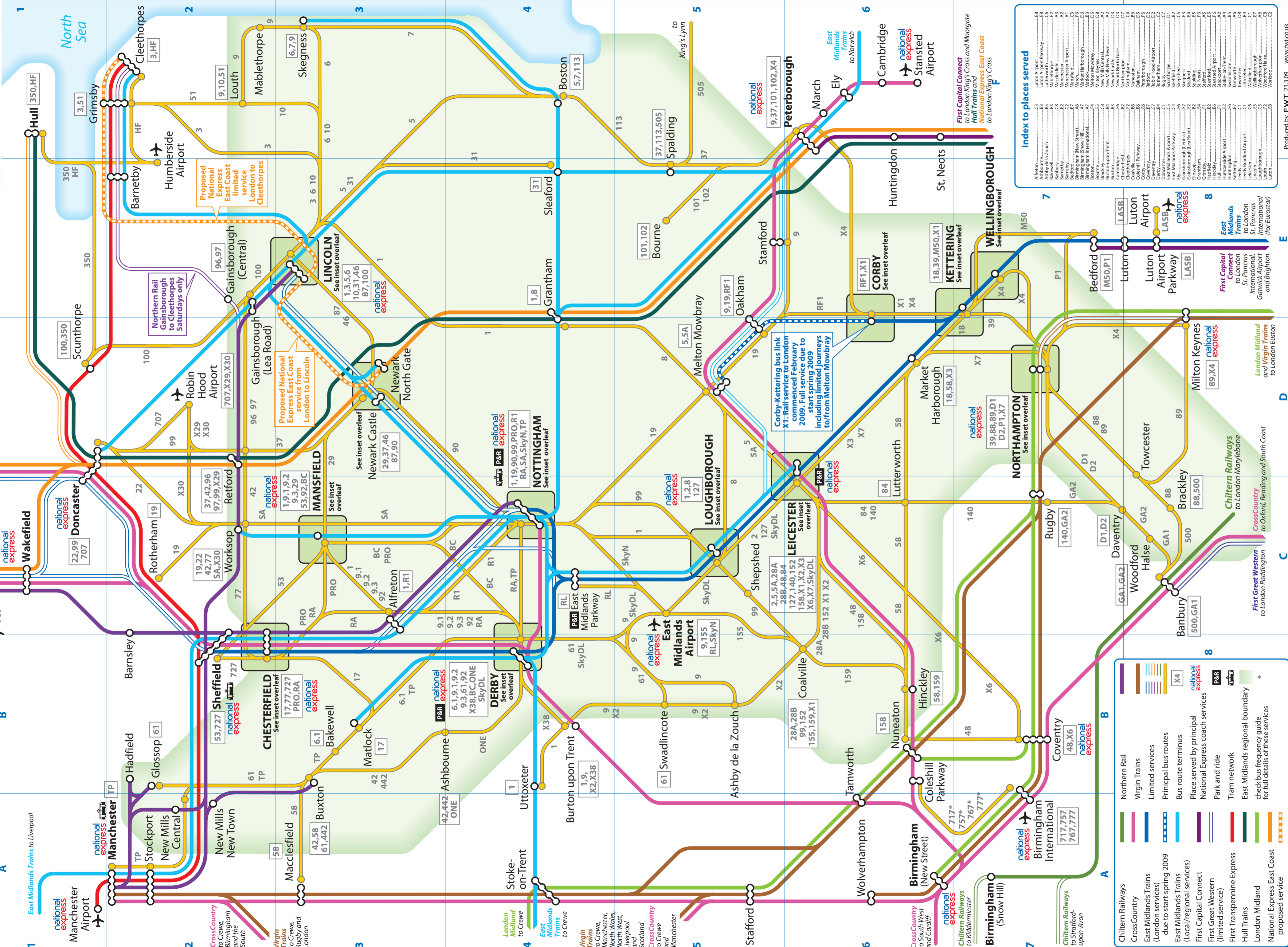
COACH OPERATORS

| Code | Operators | Telephone | Website |
|------|------------------|--------------|--|
| NE | National Express | 08717 818181 | www.nationalexpress.com |

Key to Town Plans

| | |
|--|-------|
| CrossCountry | |
| East Midlands Trains (London services) | |
| due to start Spring 2009 | |
| East Midlands Trains (Local/Regional services) | |
| National Midland | |
| National Express East Coast | |
| proposed service | |
| Northern Rail | |
| Virgin Trains | |
| Principal bus routes | |
| Limited services | |
| Principal National Express Coach stop | |
| Park and Ride services | |
| Tram line and terminus | |





Index to places served

| | |
|-----|-------------------|
| A1 | Alfreton |
| A2 | Alton |
| A3 | Asby de la Zouch |
| A4 | Ashton-under-Lyne |
| A5 | Ashby |
| A6 | Ashton |
| A7 | Ashby |
| A8 | Ashton |
| A9 | Ashton |
| A10 | Ashton |
| A11 | Ashton |
| A12 | Ashton |
| A13 | Ashton |
| A14 | Ashton |
| A15 | Ashton |
| A16 | Ashton |
| A17 | Ashton |
| A18 | Ashton |
| A19 | Ashton |
| A20 | Ashton |
| A21 | Ashton |
| A22 | Ashton |
| A23 | Ashton |
| A24 | Ashton |
| A25 | Ashton |
| A26 | Ashton |
| A27 | Ashton |
| A28 | Ashton |
| A29 | Ashton |
| A30 | Ashton |
| A31 | Ashton |
| A32 | Ashton |
| A33 | Ashton |
| A34 | Ashton |
| A35 | Ashton |
| A36 | Ashton |
| A37 | Ashton |
| A38 | Ashton |
| A39 | Ashton |
| A40 | Ashton |
| A41 | Ashton |
| A42 | Ashton |
| A43 | Ashton |
| A44 | Ashton |
| A45 | Ashton |
| A46 | Ashton |
| A47 | Ashton |
| A48 | Ashton |
| A49 | Ashton |
| A50 | Ashton |

East Midlands Public Transport Map

Main Bus and Rail Links between Towns and Cities

Spring 2009

Produced by FWT 23.3.09 www.fwt.co.uk

2nd Edition

East Midlands Regional Assembly

Welcome to the updated second edition showing new rail and bus services

Leave the car at home and travel easily around the Region using these main bus and rail links between our major towns and cities. There are in addition many other local services not shown here which link suburbs and villages. Check details of services with appropriate contacts below.

traveline
public transport info
0871 200 22 33
www.traveline.info

National Rail
0845 48 48 48 www.nationalrail.co.uk

national express
0871 781811 www.nationalexpress.com

East Midlands Regional Assembly
First Floor Suite, Council Offices, Nottingham Road, Melton Mowbray, Leicestershire, East Midlands LE13 0UL
Tel: 01664 502555 Fax: 01604 568201 email: info@emra.gov.uk www.emra.gov.uk

Whilst every effort has been made to ensure the accuracy of this publication, East Midlands Regional Assembly cannot be held responsible for any errors or changes in the information given.

Produced by FWT 23.3.09 www.fwt.co.uk

This product has been printed on recycled paper